

TAMU-CC

2022

GRADUATION BY THE NUMBERS

Download PDF

Year
2022



TOTAL DEGREE AWARDED

Baccalaureate	1,737	62%
Masters	1,006	36%
Doctors	43	2%
Certificates	20	1%

Total 2,806



TOP 6 MASTERS DEGREES



Business Administration (Online)	661
BU-MACC-ACAP	70
Family Nurse Practitioner	42
EH-MS-PFCN	25
Business Administration (Campus)	23
Computer Science	22

AVERAGE CUMULATIVE GRADES

3.42 University average

Undergraduate	3.28
Graduate	3.64
Doctoral	3.72

DEGREES AWARDED BY AGE

2,806

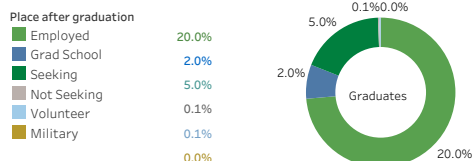
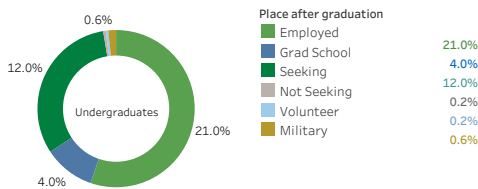
19-21	190	7%	31-35	268	10%
22-24	1,230	44%	36-50	382	14%
25-30	679	24%	51-64	56	2%
			65 +	1	0%

DEGREES AWARDED BY PELL GRANT RECIPIENT



39%
Recipients

PLACEMENT SIX MONTHS POST GRADUATION



TOP 6 BACHELORS DEGREES

Nursing	227
Biomedical Sciences	111
Psychology	104
Interdisciplinary Studies	100
Kinesiology	87
LA-BS-CRIJ	66



TOP 6 DOCTORAL DEGREES

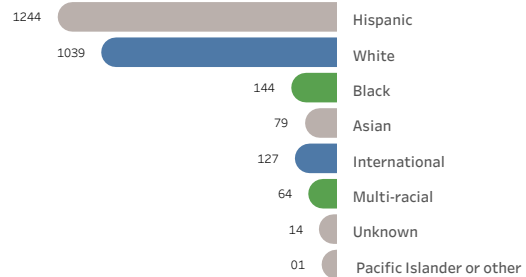
Educational Leadership	12
Counselor Education	6
Nursing Practice	6
Coastal Marine System Science	6
Marine Biology	6
Curriculum & Instruction	5




ACADEMIC HONORS

SUMMA CUM LAUDE	166
MAGNA CUM LAUDE	217
CUM LAUDE	319

DEGREES AWARDED BY RACE/ETHNICITY



DEGREES AWARDED BY GENDER



DEGREES AWARDED BY GENERATIONAL STATUS

First Generation	50%
Continuing Generation	45%
Not Reported	4%

AVERAGE SALARY SIX MONTHS POST GRADUATION

\$51,966

Undergraduates

\$75,640

Graduates

